

roro medium classic – the original since 1998

Design Roland Meyer-Brühl



reddot design award
winner



Product Design Award



Designpreis der
Bundesrepublik
Deutschland
Nominiert



This corner suite with a graceful, black powder-coated base frame and height-adjustable feet consists of a recliner (RL) with an additional armrest and an add-on sofa. The recliner seat is adjustable. All three backrests can be lowered separately and are fully adjustable. In addition, the

add-on sofa's outer seat turns into a daybed when it is swivelled around by 90 degrees. Top right: Corner arrangement with a long chair (LC) on the left with a movable armrest.

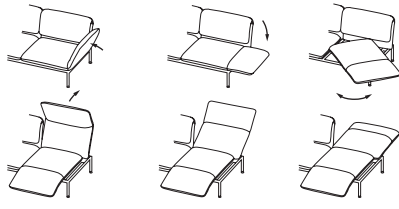
roro medium classic Ordering information

- Standard foot design** Polished chrome metal base frame **including** height adjustable feet (variable up to 2cm)
- Alternative at no extra charge** Matt chrome painted or black powder-coated metal base frame **including** height adjustable feet (variable up to 2cm)
- Alternatives for an extra charge** Metal base frame with aluminium castors at the back and height adjustable feet at the front **150** (not possible on corner solutions)
- If black powder-coated metal base frame, the castors are also black powder-coated.

Construction Metal base frame, seat and backrest wood and metal frame, sprung wooden slats, seat and backrest premium-quality polyurethane foam wrapped in fleece, firm seating comfort, covers removable.

Connectors Order no. **74196**, for connecting two Mfs **73**
Corner suite solutions always include connectors.

Recliner mechanism



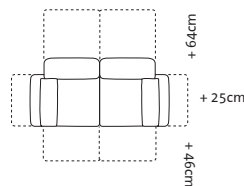
Various reclining positions, all the way to fully horizontal, can be selected by unlocking the mechanism, lowering the side element and swivelling it towards the front, as well as raising and lowering the backrest.

Recliner



The recliner offers an adjustable seat base that is divided in the middle and a backrest that can be raised and lowered all the way into a fully horizontal position. Lifting the seat base in the middle creates a relaxing lounging position.

Dimension increases



Dimension increase when the backrests are lowered +64cm
increase when a side element is lowered +25cm
increase when a side element is swivelled forwards +46cm

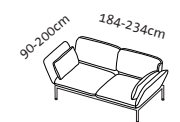
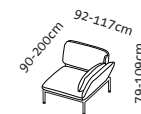
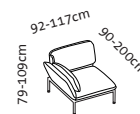
How to clean the covers Please refer to pages 2 and 3 of the general information for care instructions.

Replacement covers The price for a second or replacement fabric cover is 35% (leather 55%) of the total price of a new cover of the chosen type in the respective fabric or leather price group.

1 roro medium classic

Armchairs and sofas

Seat height 43cm
Seat depth 57cm



Order No. **74114** **74115** **74105** **74132**

roro medium classic

1 Mfs l Multifunctional armchair Swivel seat on the left

1 Mfs r Multifunctional armchair Swivel seat on the right

2m2Ds Sofa-2 with two swivel seats on the left and on the right

H Stool

Sleeping area 67 x 200 cm 133 x 200 cm

Fabric, removable

Fabric requirement	4,00 m	7,90 m	2,00 m
Additional fabric allowance	3.243	5.442	1.149
20	3.340	5.583	1.184
24	3.383	5.656	1.202
28	3.427	5.721	1.220
32	3.471	5.790	1.238
36	3.513	5.861	1.254
40	3.559	5.918	1.271
44	3.603	5.973	1.290
48	3.646	6.027	1.300
52	3.692	6.083	1.311
60	3.785	6.199	1.336
64	3.828	6.255	1.347
80	4.000	6.530	1.392

Leather, removable

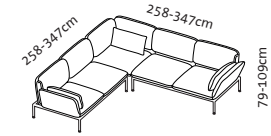
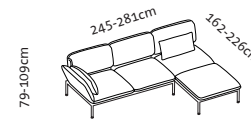
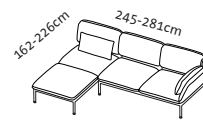
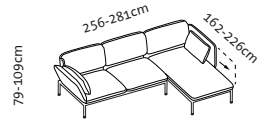
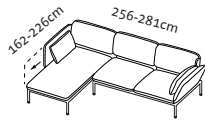
Leather requirement	6,40 m ²	12,80 m ²	2,50 m ²
Additional leather allowance	3.360	6.159	1.229
542 Unit	3.841	6.625	1.395
558	4.464	7.371	1.522
562 Choice	4.486	7.558	1.538
566 Jumbo/Lama/Taron	4.586	7.868	1.583
570 Pearl	4.778	8.179	1.640
610	5.159	8.783	1.725
618	5.235	8.904	1.756

Cushion set

1 cushion 60 x 30cm 2 cushions 60 x 30cm

Corner suite examples

Seat height 43cm
Seat depth 57cm



Order No.

74122 + 74107

74106 + 74123

74120 + 74107

74106 + 74120

**74106 + 74130
+ 74107**

roro medium classic

Lc 88 l + 2mDs r

Long chair 88 left
+ add-on sofa with
swivel seat on the right

2mDs l + Lc 88 r

Add-on sofa with
swivel seat on the left
+ long chair 88 right

RI + 2mDs r

Recliner
+ add-on sofa with
swivel seat on the right

2mDs l + RI

Add-on sofa with
swivel seat on the left
+ recliner

2mDs l + E + 2mDs r

Add-on sofa with swivel seat on the left
+ corner unit
+ add-on sofa with swivel seat on the right

Fabric, removable

Fabric requirement	11,60 m
Additional fabric allowance	8.578
20	8.822
24	8.936
28	9.055
32	9.170
36	9.284
40	9.435
44	9.592
48	9.742
52	9.897
60	10.201
64	10.358
80	10.832

	10,90 m
	8.785
	9.029
	9.144
	9.262
	9.377
	9.491
	9.643
	9.799
	9.949
	10.105
	10.408
	10.565
	11.039

	18,00 m	
	13.039	
	13.351	20
	13.496	24
	13.647	28
	13.795	32
	13.935	36
	14.126	40
	14.322	44
	14.508	48
	14.707	52
	15.091	60
	15.292	64
	15.915	80

Leather, removable

Leather requirement	19,40 m ²
Additional leather allowance	10.149
542 Unit	10.925
558	12.168
562 Choice	12.218
566 Jumbo/Lama/Taron	12.481
570 Pearl	12.953
610	13.800
618	13.990

	18,30 m ²
	10.356
	11.132
	12.375
	12.450
	12.688
	13.160
	14.007
	14.197

	30,70 m ²	
	14.970	
	16.233	542
	18.416	558
	18.488	562
	18.886	566
	19.614	570
	21.041	610
	21.353	618

Cushion set

2 cushions 60 x 30cm

2 cushions 60 x 30cm

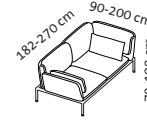
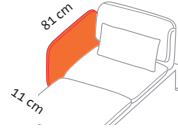
3 cushions 60 x 30cm



Basic element on the left

+ Add-on element right

Seat height 43cm
Seat depth 57cm



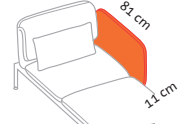
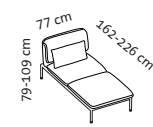
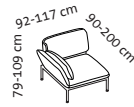
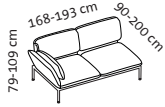
Order No.	74120	74150	74122	74124	74126	74115	74107
roro medium classic	RI	AI f. RI	Lc 88 l	Lc 115 l	Eas l	1 Mfs r	2mDs r
	Recliner without armrest	Armrest for recliner (can also be added later on) can be mounted on the left or on the right	Long chair 88 Movable armrest on the left	Long chair 115 Movable armrest on the left	Add-on sofa corner with swivel seat on the left	Multifunctional armchair Swivel seat on the right	Add-on sofa with swivel seat on the right
Sleeping area	77 x 226 cm		77 x 226 cm	104 x 226 cm		67 x 200 cm	
Fabric, removable							
Fabric requirement	4,40 m	1,20 m	5,10 m	6,20 m	8,80 m	4,00 m	6,50 m
Additional fabric allowance	4.083	327	3.876	4.281	5.548	3.243	4.702
20	4.195	348	3.988	4.411	5.735	3.340	4.834
24	4.248	353	4.040	4.477	5.797	3.383	4.896
28	4.301	362	4.094	4.543	5.861	3.427	4.961
32	4.354	370	4.147	4.606	5.923	3.471	5.023
36	4.408	378	4.201	4.672	5.986	3.513	5.083
40	4.476	387	4.268	4.737	6.048	3.559	5.167
44	4.544	394	4.337	4.802	6.111	3.603	5.255
48	4.613	404	4.406	4.880	6.174	3.646	5.336
52	4.681	411	4.473	4.957	6.236	3.692	5.424
60	4.815	428	4.608	5.114	6.361	3.785	5.593
64	4.884	437	4.677	5.191	6.425	3.828	5.681
80	5.093	468	4.886	5.503	6.674	4.000	5.946
Leather, removable							
Leather requirement	7,20 m ²	2,00 m ²	8,30 m ²	9,90 m ²	12,80 m ²	6,40 m ²	11,10 m ²
Additional leather allowance	4.742	433	4.535	4.931	6.143	3.360	5.614
542 Unit	5.003	461	4.796	5.445	6.934	3.841	6.129
558	5.465	499	5.258	6.231	8.031	4.464	6.910
562 Choice	5.486	509	5.254	6.158	8.004	4.486	6.964
566 Jumbo/Lama/Taron	5.550	516	5.343	6.225	8.330	4.586	7.138
570 Pearl	5.740	525	5.533	6.483	8.602	4.778	7.420
610	6.056	594	5.849	6.940	9.341	5.159	7.951
618	6.128	618	5.921	7.041	9.489	5.235	8.069
Cushion set	1 cushion 60 x 30 cm		1 cushion 60 x 30 cm	1 cushion 60 x 30 cm	2 cushions 60 x 30 cm	1 cushion 60 x 30 cm	1 cushion 60 x 30 cm

Add-on element left

+

basic element on the right

Seat height 43cm
Seat depth 57cm



Order No.

74106

74114

74127

74125

74123

74120

74150

roro medium classic

2mDs I

1Mfs I

Eas r

Lc 115 r

Lc 88 r

RI

Af r

Add-on sofa with swivel seat on the left

Multifunctional armchair Swivel seat on the left

Add-on corner sofa with swivel seat on the right

Long chair 115 Movable armrest on the right

Long chair 88 Movable armrest on the right

Recliner without armrest

Armrest for recliner (can also be added later on) can be mounted on the left or on the right

Sleeping area

67 x 200 cm

104 x 226 cm

77 x 226 cm

77 x 226 cm

Fabric, removable

Fabric requirement	6,50 m	4,00 m	8,80 m	6,20 m	5,10 m	4,40 m	1,20 m
Additional fabric allowance	4.702	3.243	5.548	4.281	3.876	4.083	327
20	4.834	3.340	5.735	4.411	3.988	4.195	348 20
24	4.896	3.383	5.797	4.477	4.040	4.248	353 24
28	4.961	3.427	5.861	4.543	4.094	4.301	362 28
32	5.023	3.471	5.923	4.606	4.147	4.354	370 32
36	5.083	3.513	5.986	4.672	4.201	4.408	378 36
40	5.167	3.559	6.048	4.737	4.268	4.476	387 40
44	5.255	3.603	6.111	4.802	4.337	4.544	394 44
48	5.336	3.646	6.174	4.880	4.406	4.613	404 48
52	5.424	3.692	6.236	4.957	4.473	4.681	411 52
60	5.593	3.785	6.361	5.114	4.608	4.815	428 60
64	5.681	3.828	6.425	5.191	4.677	4.884	437 64
80	5.946	4.000	6.674	5.503	4.886	5.093	468 80

Leather, removable

Leather requirement	11,10 m ²	6,40 m ²	12,80 m ²	9,90 m ²	8,30 m ²	7,20 m ²	2,00 m ²
Additional leather allowance	5.614	3.360	6.143	4.931	4.535	4.742	433
542 Unit	6.129	3.841	6.934	5.445	4.796	5.003	461 542
558	6.910	4.464	8.031	6.231	5.258	5.465	499 558
562 Choice	6.964	4.486	8.004	6.158	5.254	5.486	509 562
566 Jumbo/Lama/Taron	7.138	4.586	8.330	6.225	5.343	5.550	516 566
570 Pearl	7.420	4.778	8.602	6.483	5.533	5.740	525 570
610	7.951	5.159	9.341	6.940	5.849	6.056	594 610
618	8.069	5.235	9.489	7.041	5.921	6.128	618 618

Cushion set

1 cushion 60 x 30 cm

1 cushion 60 x 30 cm

2 cushions 60 x 30 cm

1 cushion 60 x 30 cm

1 cushion 60 x 30 cm

1 cushion 60 x 30 cm

Additional elements

Seat height 43cm
Seat depth 57cm

Corner element



74130

E

Corner unit

Connecting elements



74117

Ze 75

Connecting element 75

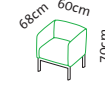


74116

Ze 150

Connecting element 150

Additional armchair



74301

1

Armchair
randolph spring

Stool



74132

H

Stool



74180

Ki

Wedge-shaped
cushion
60 x 30cm

Cushion cover without filling
Reduction -30

Fabric, removable

	5,00 m	3,10 m	6,20 m	2,40 m	2,00 m	0,90 m
Fabric requirement	5,00 m	3,10 m	6,20 m	2,40 m	2,00 m	0,90 m
Additional fabric allowance	3.635	2.328	3.769	1.057	1.149	133
20	3.683	2.406	3.944	1.159	1.184	154
24	3.704	2.439	4.034	1.209	1.202	165
28	3.725	2.476	4.118	1.259	1.220	171
32	3.749	2.512	4.208	1.311	1.238	177
36	3.769	2.551	4.295	1.361	1.254	185
40	3.792	2.588	4.381	1.368	1.271	191
44	3.812	2.622	4.471	1.372	1.290	201
48	3.836	2.657	4.555	1.378	1.300	207
52	3.859	2.695	4.639	1.385	1.311	218
60	3.905	2.769	4.810	1.401	1.336	238
64	3.930	2.805	4.894	1.406	1.347	242
80	4.023	2.953	5.233	1.436	1.392	275

Leather, removable

	8,50 m ²	4,50 m ²	8,90 m ²	5,20 m ²	2,50 m ²	1,20 m ²
Leather requirement	8,50 m ²	4,50 m ²	8,90 m ²	5,20 m ²	2,50 m ²	1,20 m ²
Additional leather allowance	3.742	2.421	4.495	1.318	1.229	149
542 Unit	3.975	2.796	5.192	1.421	1.395	258
558	4.596	3.366	6.120	1.530	1.522	297
562 Choice	4.560	3.383	6.179	1.684	1.538	308
566 Jumbo/Lama/Taron	4.610	3.458	6.346	1.835	1.583	341
570 Pearl	4.774	3.613	6.611	1.888	1.640	356
610	5.139	3.887	7.088	1.965	1.725	411
618	5.215	3.945	7.192	1.981	1.756	429

Cushion set

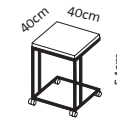
1 cushion 60 x 30cm

The prices stated apply to orders for individual additional cushions. If fewer cushions than the number included in the set are required, the price reduction is 50%.

Additional tables



Order No.	74198	74184	74191	74195
roro medium	Adtm	T	Ehtm	Ehtm 50
	Side table medium Dark or light oak, oiled, oak, stained black and oiled	Additional table Dark or light oak, oiled, oak, stained black and oiled	Insertable table medium Dark or light oak, oiled, oak, stained black and oiled	Insertable table medium Dark or light oak, oiled, oak, stained black and oiled
	715	1.118	523	616
	Walnut, oiled	Walnut, oiled	Walnut, oiled	Walnut, oiled
	780	1.259	591	683
Standard foot design	Polished chrome metal base frame including height adjustable feet (variable up to 2cm)			
Alternative at no extra charge	Matt chrome painted or black powder-coated metal base frame including height adjustable feet (variable up to 2cm)			
Alternative for an extra charge for side table	Metal base frame with aluminium castors at the back and height-adjustable feet at the front 75			



Order No.	74199
roro medium	Eb m
	Slot-in cover medium Fits all elements with swivel seat, dark or light oak, oiled, oak, stained black and oiled, or walnut, oiled, or covered in fabric or leather
	Pair 186 Single 93

Order No.	73990
roro	T40
	Table 40 x 40cm with castors
	746
Base frame	Polished chrome or black powder-coated metal base frame with castors
Tabletop	Optionally either natural beech, oiled or stained beech sealed with a clear varnish (please state required stain shade as per remmers wood stain colour chart), or light or dark oak, oiled, or oak, stained black and oiled, or walnut, oiled