

roro medium spring

Design Roland Meyer-Brühl



Neat look: The smooth, firmly upholstered surfaces make roro medium spring look like a tailor-made suit that is a perfect fit. An integrated pocket sprung core ensures their comfortable springiness. Here: A corner solution consisting of an add-on sofa and a long chair with a movable side rest element. Swivelling the left-hand seat around by 90 degrees moves it into a reclining or a fully horizontal position. All backrests are fully adjustable.



roro medium spring Ordering information

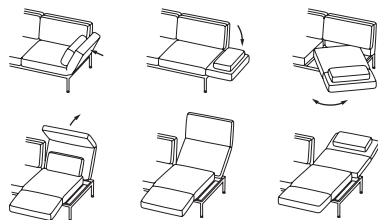
- Standard foot design** Polished chrome metal base frame **including** height adjustable feet (variable up to 2cm)
- Alternative at no extra charge** Matt chrome painted or black powder-coated metal base frame **including** height adjustable feet (variable up to 2cm)
- Alternatives for an extra charge** Metal base frame with aluminium castors at the back and height adjustable feet at the front **150** (not possible on corner solutions)
- If black powder-coated metal base frame, the castors are also black powder-coated.
- Construction** Metal base frame, seat and back wood and metal base frame, pocket sprung core with serpentine springs, premium-quality polyurethane foam wrapped in fleece, covers removable.
- Connectors** Order no. **74096**, for connecting two Mfs **73**
Corner suite solutions always include connectors.

Upholstery comfort level



soft, dynamic upholstery comfort with pocket sprung core

Mechanism description



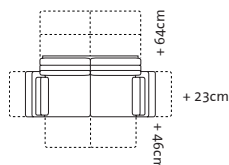
Various reclining positions, all the way to fully horizontal, can be selected by unlocking the mechanism, lowering the side element and swivelling it towards the front, as well as raising and lowering the backrest.

Recliner



The recliner offers an adjustable seat base that is divided in the middle and a backrest that can be raised and lowered all the way into a fully horizontal position. Lifting the seat base in the middle creates a relaxing lounging position.

Dimension increases



Dimension increases:
increase when backrests are lowered +64cm
increase when a side element is lowered +25cm
increase when a side element is swivelled forward +46cm

How to clean the covers

Please refer to pages 2 and 3 of the general information for care instructions

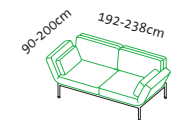
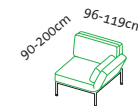
Replacement covers

The price for a second or replacement fabric cover is 35% (leather 55%) of the total price of a new cover of the chosen type in the respective fabric or leather price group.

1 roro medium spring

Armchairs and sofas

Seat height 45cm
Seat depth 57cm



Order No.

73914

73915

73905

73932

roro medium spring

1 Mfs l

1 Mfs r

2m2Ds

H

Multifunctional armchair
Swivel seat on the left

Multifunctional armchair
Swivel seat on the right

Sofa-2 with two swivel seats on the left and on the right

Stool

Sleeping area

67 x 200 cm

133 x 200 cm

Fabric, removable

Fabric requirement	4,20 m	8,40 m	2,00 m
Additional fabric allowance	3.532	6.052	1.368
20	3.623	6.181	1.401
24	3.661	6.245	1.417
28	3.703	6.309	1.435
32	3.744	6.373	1.451
36	3.779	6.438	1.466
40	3.831	6.502	1.486
44	3.883	6.568	1.507
48	3.907	6.591	1.509
52	3.934	6.615	1.514
60	4.040	6.756	1.545
64	4.094	6.827	1.560
80	4.271	7.113	1.607

Leather, removable

Leather requirement	6,50 m ²	13,10 m ²	2,50 m ²
Additional leather allowance	3.634	6.729	1.443
542 Unit	4.141	7.247	1.618
558	4.622	7.765	1.699
562 Choice	4.661	7.972	1.719
566 Jumbo/Lama/Taron	4.826	8.386	1.785
570 Pearl	4.955	8.594	1.823
610	5.328	9.177	1.908
618	5.401	9.298	1.935

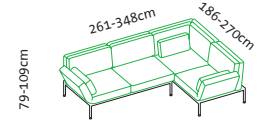
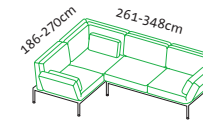
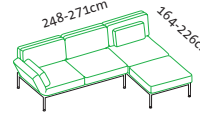
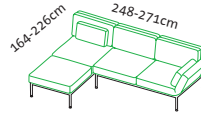
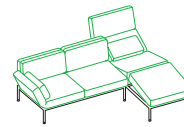
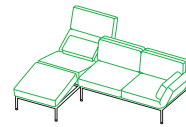
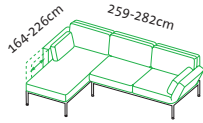
Cushion set

1 cushion 55 x 30cm

2 cushions 55 x 30cm

Corner suite examples

Seat height 45cm
Seat depth 57cm



Order No.

73922 + 73907

73906 + 73923

73920 + 73907

73906 + 73920

73926 + 73907

73906 + 73927

roro medium spring

Lc 88 l + 2mDs r

Long chair 88 left
+ add-on sofa with
swivel seat on the right

2mDs l + Lc 88 r

Add-on sofa with
swivel seat on the left
+ long chair 88 right

RI + 2mDs r

Recliner
+ add-on sofa with
swivel seat on the right

2mDs l + RI

Add-on sofa with
swivel seat on the left
+ recliner

Eas l + 2mDs r

Add-on corner sofa with
swivel seat on the left
+ add-on sofa with
swivel seat on the right

2mDs l + Eas r

Add-on sofa with
swivel seat on the left
+ add-on corner sofa
with swivel seat on the
right

Fabric, removable

Fabric requirement	12,70 m
Additional fabric allowance	9.478
20	9.699
24	9.803
28	9.919
32	10.025
36	10.129
40	10.290
44	10.469
48	10.560
52	10.662
60	11.005
64	11.187
80	11.676

	12,30 m
	9.685
	9.906
	10.010
	10.126
	10.232
	10.336
	10.498
	10.676
	10.767
	10.869
	11.213
	11.394
	11.883

	16,20 m	
	11.622	
	11.923	20
	12.038	24
	12.166	28
	12.281	32
	12.396	36
	12.557	40
	12.737	44
	12.814	48
	12.904	52
	13.250	60
	13.435	64
	13.980	80

Leather, removable

Leather requirement	20,30 m ²
Additional leather allowance	10.971
542 Unit	11.835
558	12.685
562 Choice	12.793
566 Jumbo/Lama/Taron	13.230
570 Pearl	13.542
610	14.361
618	14.549

	19,80 m ²
	11.178
	12.042
	12.892
	13.000
	13.438
	13.749
	14.568
	14.756

	24,70 m ²	
	13.069	
	14.500	542
	15.937	558
	16.026	562
	16.749	566
	17.110	570
	18.363	610
	18.633	618

Cushion set

2 cushions 55 x 30cm

2 cushions 55 x 30cm

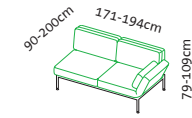
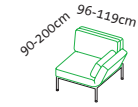
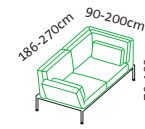
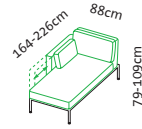
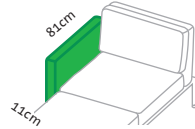
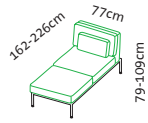
3 cushions 55 x 30cm



Basic element left

+ add-on element right

Seat height 45cm
Seat depth 57cm



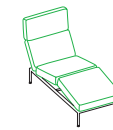
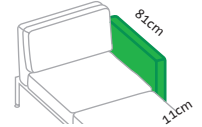
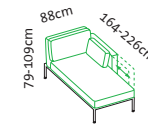
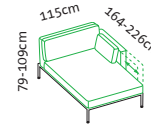
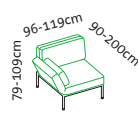
Order No.	73920	73950	73922	73924	73926	73915	73907
roro medium spring	RI	AI f. RI	Lc 88 l	Lc 115 l	Eas l	1 Mfs r	2mDs r
	Recliner without armrest	Armrest for recliner (can also be retrofitted) can be mounted on the left or on the right	Long chair 88 Movable armrest on the left	Long chair 115 Movable armrest on the left	Add-on corner sofa with swivel seat on the left	Multifunctional armchair Swivel seat on the right	Add-on sofa with swivel seat on the right
Sleeping area	77 x 226 cm		77 x 226 cm	104 x 226 cm		67 x 200 cm	
Fabric, removable							
Fabric requirement	4,90 m	1,40 m	5,30 m	6,40 m	8,80 m	4,20 m	7,40 m
Additional fabric allowance	4.481	327	4.274	4.794	6.418	3.532	5.204
20	4.583	348	4.376	4.913	6.600	3.623	5.323
24	4.630	353	4.423	4.972	6.658	3.661	5.380
28	4.683	362	4.476	5.035	6.723	3.703	5.443
32	4.732	370	4.525	5.095	6.781	3.744	5.500
36	4.780	378	4.573	5.157	6.840	3.779	5.556
40	4.853	387	4.645	5.226	6.912	3.831	5.645
44	4.930	394	4.723	5.301	6.991	3.883	5.746
48	4.973	404	4.766	5.349	7.020	3.907	5.794
52	5.016	411	4.809	5.402	7.051	3.934	5.853
60	5.170	428	4.962	5.577	7.207	4.040	6.043
64	5.249	437	5.042	5.667	7.290	4.094	6.145
80	5.465	468	5.258	5.985	7.562	4.271	6.418
Leather, removable							
Leather requirement	7,90 m ²	2,20 m ²	8,40 m ²	10,20 m ²	12,80 m ²	6,50 m ²	11,90 m ²
Additional leather allowance	5.107	433	4.900	5.409	6.998	3.634	6.071
542 Unit	5.408	461	5.201	5.964	7.866	4.141	6.634
558	5.696	499	5.489	6.550	8.741	4.622	7.196
562 Choice	5.721	509	5.514	6.506	8.747	4.661	7.279
566 Jumbo/Lama/Taron	5.889	516	5.681	6.665	9.200	4.826	7.549
570 Pearl	6.012	525	5.805	6.840	9.373	4.955	7.737
610	6.314	594	6.107	7.280	10.109	5.328	8.254
618	6.387	618	6.180	7.379	10.264	5.401	8.369
Cushion set	1 cushion 55 x 30cm		1 cushion 55 x 30cm	1 cushion 55 x 30cm	2 cushions 55 x 30cm	1 cushion 55 x 30cm	1 cushion 55 x 30cm

Add-on element left

+

basic element right

Seat height 45cm
Seat depth 57cm



Order No.

73906

73914

73927

73925

73923

73920

73950

roro medium spring

2mDs l

1 Mfs l

Eas r

Lc 115 r

Lc 88 r

RI

Al f. RI

Add-on sofa with swivel seat on the left

Multifunctional armchair Swivel seat on the left

Add-on corner sofa with swivel seat on the right

Long chair 115 Movable armrest on the right

Long chair 88 Movable armrest on the right

Recliner without armrest

Armrest for recliner (can also be retrofitted) can be mounted on the left or on the right

Sleeping area

67 x 200 cm

104 x 226 cm

77 x 226 cm

77 x 226 cm

Fabric, removable

	73906	73914	73927	73925	73923	73920	73950
Fabric requirement	7,40 m	4,20 m	8,80 m	6,40 m	5,30 m	4,90 m	1,40 m
Additional fabric allowance	5.204	3.532	6.418	4.794	4.274	4.481	327
20	5.323	3.623	6.600	4.913	4.376	4.583	348
24	5.380	3.661	6.658	4.972	4.423	4.630	353
28	5.443	3.703	6.723	5.035	4.476	4.683	362
32	5.500	3.744	6.781	5.095	4.525	4.732	370
36	5.556	3.779	6.840	5.157	4.573	4.780	378
40	5.645	3.831	6.912	5.226	4.645	4.853	387
44	5.746	3.883	6.991	5.301	4.723	4.930	394
48	5.794	3.907	7.020	5.349	4.766	4.973	404
52	5.853	3.934	7.051	5.402	4.809	5.016	411
60	6.043	4.040	7.207	5.577	4.962	5.170	428
64	6.145	4.094	7.290	5.667	5.042	5.249	437
80	6.418	4.271	7.562	5.985	5.258	5.465	468

Leather, removable

	73906	73914	73927	73925	73923	73920	73950
Leather requirement	11,90 m ²	6,50 m ²	12,80 m ²	10,20 m ²	8,40 m ²	7,90 m ²	2,20 m ²
Additional leather allowance	6.071	3.634	6.998	5.409	4.900	5.107	433
542 Unit	6.634	4.141	7.866	5.964	5.201	5.408	461
558	7.196	4.622	8.741	6.550	5.489	5.696	499
562 Choice	7.279	4.661	8.747	6.506	5.514	5.721	509
566 Jumbo/Lama/Taron	7.549	4.826	9.200	6.665	5.681	5.889	516
570 Pearl	7.737	4.955	9.373	6.840	5.805	6.012	525
610	8.254	5.328	10.109	7.280	6.107	6.314	594
618	8.369	5.401	10.264	7.379	6.180	6.387	618

Cushion set

1 cushion 55 x 30cm

1 cushion 55 x 30cm

2 cushions 55 x 30cm

1 cushion 55 x 30cm

1 cushion 55 x 30cm

1 cushion 55 x 30cm

Additional elements

Seat height 45cm
Seat depth 57cm

Corner element

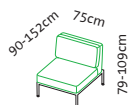


73930

E

Corner unit

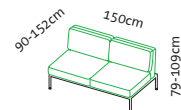
Connecting elements



73917

Ze 75

Connecting element 75



73916

Ze 150

Connecting element 150

Additional armchair

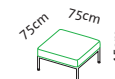


74301

1

Armchair
randolph spring

Stool



73932

H

Stool



74080

Ki

Floor cushion
55 x 30cm

**Cushion cover without filling
Reduction -30**

Fabric, removable

	5,20 m	3,10 m	5,90 m	2,40 m	2,00 m	0,9m
Fabric requirement	5,20 m	3,10 m	5,90 m	2,40 m	2,00 m	0,9m
Additional fabric allowance	3.975	2.515	4.169	1.057	1.368	142
20	4.016	2.586	4.332	1.159	1.401	161
24	4.032	2.617	4.415	1.209	1.417	168
28	4.054	2.653	4.499	1.259	1.435	176
32	4.076	2.687	4.583	1.311	1.451	183
36	4.093	2.722	4.665	1.361	1.466	192
40	4.120	2.762	4.755	1.368	1.486	200
44	4.149	2.802	4.854	1.372	1.507	207
48	4.153	2.823	4.912	1.378	1.509	214
52	4.155	2.846	4.970	1.385	1.514	223
60	4.219	2.931	5.157	1.401	1.545	239
64	4.254	2.974	5.253	1.406	1.560	246
80	4.355	3.124	5.595	1.436	1.607	278

Leather, removable

	8,00 m ²	4,80 m ²	10,00 m ²	5,20 m ²	2,50 m ²	1.4m ²
Leather requirement	8,00 m ²	4,80 m ²	10,00 m ²	5,20 m ²	2,50 m ²	1.4m ²
Additional leather allowance	3.961	2.597	4.861	1.318	1.443	150
542 Unit	4.335	2.989	5.588	1.421	1.618	253
558	4.807	3.450	6.318	1.530	1.699	291
562 Choice	4.793	3.480	6.400	1.684	1.719	301
566 Jumbo/Lama/Taron	4.910	3.605	6.653	1.835	1.785	335
570 Pearl	5.013	3.711	6.837	1.888	1.823	351
610	5.364	3.976	7.297	1.965	1.908	409
618	5.440	4.035	7.400	1.981	1.935	420

Cushion set

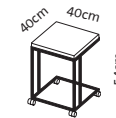
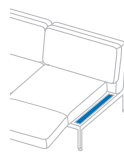
1 cushion 55 x 30cm

The prices stated apply to orders for individual additional cushions. If fewer cushions than the number included in the set are required, the price reduction is 50%.

Additional tables



Order No.	73998	73984	73991	73995
roro medium	Adtm	T	Ehtm	Ehtm 50
	Side table medium Dark or light oak, oiled oak, stained black and oiled	Additional table Dark or light oak, oiled oak, stained black and oiled	Insertable table medium Dark or light oak, oiled oak, stained black and oiled	Insertable table medium Dark or light oak, oiled oak, stained black and oiled
	715	1.118	523	616
	Walnut, oiled	Walnut, oiled	Walnut, oiled	Walnut, oiled
	780	1.259	591	683
Standard foot design	Polished chrome metal base frame including height adjustable feet (variable up to 2cm)			
Alternative at no extra charge	Matt chrome painted or black powder-coated metal base frame including height adjustable feet (variable up to 2cm)			
Alternative for an extra charge for side table	Metal base frame with aluminium castors at the back and height-adjustable feet at the front 75			



Order No.	73999	Order No.	73990
roro medium	Eb m	roro	T40
	Slot-in cover medium Fits all elements with swivel seat, dark or light oak, oiled oak, stained black and oiled, or walnut, oiled, or covered in fabric or leather		Table 40 x 40cm with castors
	Pair 186 Single 93		746
		Base frame	Polished chrome or black powder-coated metal base frame with castors
		Table top	Optionally either natural beech, oiled or stained beech sealed with a clear varnish (please state required stain shade as per remmers wood stain colour chart), or light or dark oak, oiled, or oak, stained black and oiled, or walnut, oiled